



INDIAN SCHOOL DARSAIT
 MATHEMATICS
 HANDLING DATA
 ENRICHMENT ACTIVITY



Class: III Section:

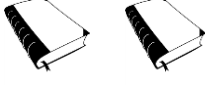
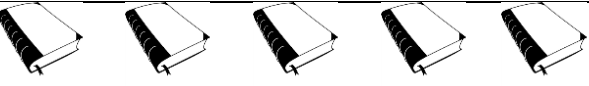
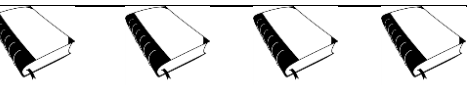

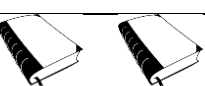
Date:.....


Name:.....

Roll No:.....

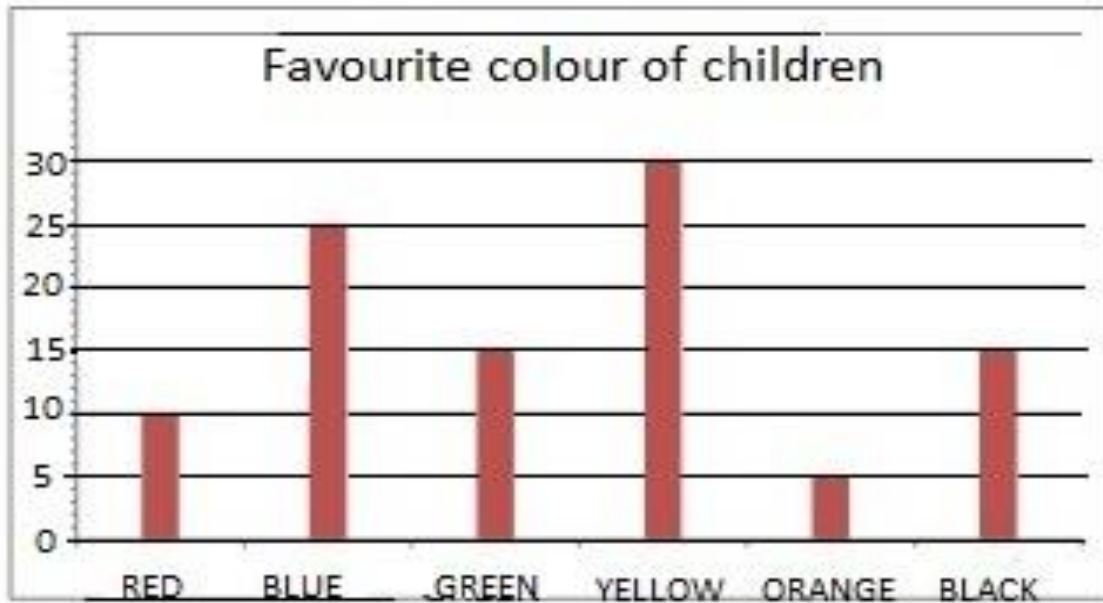
Q.I The pictograph below shows the number of books read by each child last month.

One  represents 10 books.

NAME	NUMBER OF BOOKS
RITA	
MAYA	
HARI	
VINOD	
KRISHNA	

- 1) What does One  represents? _____
- 2) Who has read the maximum number of books? _____
 How many? _____
- 3) Which student has read 50 books? _____
- 4) How many books were read by Rita? _____

Q.II A survey was conducted among 100 children to find out the favourite colour of children. The following bar graph shows the results.



Answer the following questions:

- 1) How many children like Green? _____
- 2) Which colour is liked by most of the children according to the survey?

- 3) How many children like Black more than Orange? _____
- 4) How many children like Blue? _____
- 5) Which colour seems to be least popular among the children that were surveyed?
